

Vintage Carriages Trust

Museum of Rail Travel

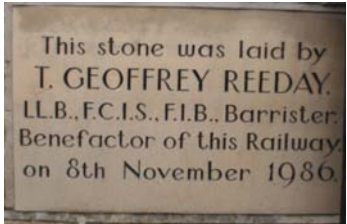



Look and Find—9

All the things shown on this page can be found somewhere on Ingrow West Station or in the railway yard.

They may be

- on the platform
- on or in the station building
- in the railway yard or sidings
- outside the Museum—or anywhere!

When you have found an object, tick the first column and fill in the blanks in the second column—one dash per letter. Ask if you are not sure.

	<p>This stone PLAQUE was put up in memory of a man who gave great support to the Railway.</p>	
	<p>This yard CRANE was used to load and unload lorries and wagons in the station yard.</p>	
	<p>The steel railway track is laid on wooden sleepers to keep it flat. A train can move from one track to another by using POINTS. They have to be changed by pulling levers.</p>	
	<p>Notice the sloping palings on the station FENCE. This design was used by the Midland Railway.</p>	
	<p>This platform garden planter was made from railway SLEEPERS.</p>	