

# Vintage Carriages Trust

## Museum of Rail Travel





### Look and Find—4

All the things shown on this page can be found somewhere in the Museum.

They may be

- on the walls
- on or in the carriages
- in the glass cases
- on the posters—or anywhere!

When you have found an object, tick the first column and write what it is in the second column. Ask if you are not sure.

	<p>This p _ _ _ _ _ shows passengers the times and fares for a trip to the s _ _ s _ _ _ .</p>	
	<p>You would see this sign on an u _ _ _ _ g _ _ _ _ _ s _ _ _ _ _ in London.</p>	
	<p>These are finials. You would find them on the top of s _ _ _ _ _ p _ _ _ _ . s _ _ _ _ _ tell the driver when to stop and when to go.</p>	
	<p>This is a gradient post. It tells the driver whether the line is l _ _ _ _ , or how s _ _ _ _ a hill is.</p>	
	<p>You would find these block instruments in a s _ _ _ _ _ b _ _ . They help the signalman to control the trains.</p>	